



SOFT SHADES



SOFT SHADES

Apollo offers 4 different types of soft shades. The classic Roman, the unique Cellular, the two in one Viewline and the innovative Contour Shade.

The background image shows a bright, modern interior. On the left, a wooden daybed with a dark cushion sits on a tiled floor. In the center, a tall, slender potted plant with spiky leaves stands against a white wall. To the right, a large window with wooden frames is covered with light-colored Roman blinds. The scene is well-lit, suggesting natural light from the window.

ROMAN BLINDS

The Roman Blind is at home with every décor from the traditional to the contemporary. Their soft fabric look makes Romans very appealing for creating a comfortable atmosphere. Available in light filtering and blackout fabrics with the choice of a cord and cleat, cord lock or chain operation. Motorisation and voice activation is available for safety and convenience.




**MANUFACTURED
IN AUSTRALIA**

ROMAN BLINDS

Roman Blinds offer a softer look than other styles of blinds and can be matched to verticals and rollers. Motorisation is available for Roman Blinds for both safety and convenience.

MIAMI

- Panel size approximately 180mm – 200mm
- Minimum width with cord, cord lock or chain drive 600mm
- Minimum width with 240v motor 680mm
- Minimum width with rechargeable Li-Ion motor 760mm
- Maximum width 3000mm
- Minimum drop 900mm
- Maximum drop 3000mm
- Minimum stack height 260mm
- Available with control options include standard cord and cleat, swivel cord lock, deluxe cord lock, chain drive or motorisation.
- 4 headboard sizes are available 40mm (standard), 70mm, 90mm and 120mm (additional charge applies)
- Hem option available
- Child safe compliant motorisation
- Aluminium Back Batten - Slide on back battens are used instead of sewn pockets and punched eyelets. This eliminates needle holes in blackout fabrics. Aluminium back batten blinds are made without side hems.



CARE & CLEANING

Surface dust may be removed with a gentle brush, feather duster or clean dry cloth. To remove tougher stains or smudges, a mild solution of lukewarm water can be used then wipe with a clean dry cloth.

An art gum rubber is excellent for removing small marks.



CELLULAR SHADES

Cellular Shades are composed of a cellular design that maximises energy efficiency and insulation. Manufactured with a high quality polyester fabric, there are a variety of cell sizes textures and fabrics to choose from.

These options complement your desired comfort and style. Cell sizes include 25mm and 38mm and are available in translucent, block out and double cell.




**MANUFACTURED
OVERSEAS**

CELLULAR SHADES

The most energy efficient Internal Blinds on the market Air is trapped in the honeycomb cells, slowing down the transfer of air (warmer in winter cooler in summer)

CHOICES OF:

- Light Filtering & Blockout Fabrics
- All fabrics are made from 100% polyester material Single & Double Cell Skylights & Shapes are available for unique situations (Photo and drawing needed to confirm individual windows)
- Varying control and stacking option
- Colour Coordinated head box & bottom rail
- Extremely compact projection and stacking
- Select from translucent to block out fabrics in a variety of colours and designs
- Aluminium and steel head and bottom rail with plastic caps on both top and bottom
- Fabric is constructed of polyester, has good insulation properties and is easy to clean
- Honeycomb blinds contain an auto balance mechanism to ensure the bottom rail is always level
- Choose from: standard corded, cordless, clutch, top down bottom up, day/night, motorised and skylight blinds
- Cellular shades are not suited where blinds will be continually moist as mildew can form
- Block out fabrics block 99% of visible light and 99.9% of UV rays.



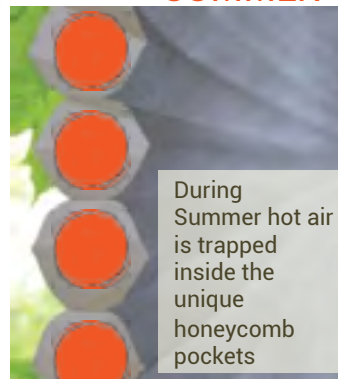
MANUFACTURED
OVERSEAS

CELLULAR SHADES

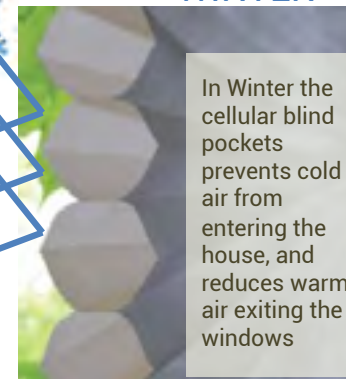
- The unique structure of the cellular blind means that air is trapped in the honeycomb cells which means you are able to keep your house warm in the winter months and cool in the summer months.
- Cellular blinds have superior energy efficiency and durability and are a fantastic modern alternative to roller blinds.
- Cellular blinds are great for a 'light filtering' effect, and also come in blackout cell with the alternative for either single or double cell styles. The light filtering range will maintain your complete privacy, whilst offering a subtle light inside your home during the day. Blockout cellular blinds will provide you with a complete room darkening solution and will offer increased energy efficiency.
- Over 30% of heat can be gained during summer, as well as lost during the winter time through our windows. For this reason, window coverings, are a vital part of combating your house's ability to remain energy efficient in either extremes that the weather can bring. Installing a cellular blind in your home, will improve your insulation dramatically as the unique honeycomb structures trap heat during summer and prevents heat loss during winter.



SUMMER



WINTER



MANUFACTURED
OVERSEAS


CELLULAR SHADES

OPTIONS

OPERATION STYLES

STANDARD CORDED

- Cords open blind from bottom up only



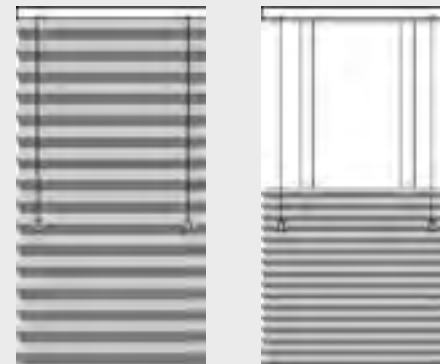
TOP DOWN BOTTOM UP CORDLESS

- Tab operation on top and bottom rail



TOP DOWN BOTTOM UP CORD/CORD

- Left cord releases top down function
Right cord draws blind up



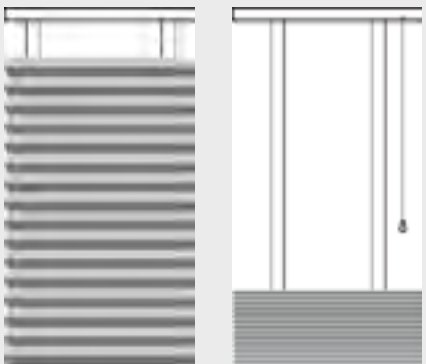
CORDLESS

- Hand operated with finger tab on bottom rail



TOP DOWN BOTTOM UP CORD/CORDLESS

- Tab operation on top and bottom rail



CELLULAR SHADES

PRODUCT INFORMATION

	Minimum Width	Maximum Width	Maximum Drop	Maximum Drop 25mm single cell	Maximum Drop 38mm single cell	Maximum Drop 38mm double cell
Standard Cords	200mm	3000mm	25mm/200mm 38mm/300mm	2500mm	3600mm	2500mm
Standard TDBU	450mm	3000mm	25mm/300mm 38mm/450mm	2500mm	3600mm	2500mm
Standard Day/Night	450mm	3000mm	600mm	2500mm	3600mm	2500mm
IMPORTANT - ALL CORDLESS CLUTCH OR MOTORISED HONEYCOMBS REQUIRE A LARGE HEADBOX TO HOUSE THE OPERATING MECHANISM - DEPTH OF THIS APPROXIMATELY 45MM (EVEN FOR 25MM FABRICS)						
Cordless	250mm	2430mm	400mm	2100mm	2100mm	2100mm
Clutch System	350mm	3000mm	300mm	2500mm	3000mm	2500mm
Cordless Day/Night	550mm	2430mm	600mm	2100mm	2100mm	2100mm
Cordless Skylight (38mm only)	450mm	2430mm	400mm	Not available	2100mm	2100mm
Cordless TDBU (38mm only)	550mm	2430mm	400mm	Not available	2100mm	2100mm
Motorised 38mm only (battery)	710mm	3000mm	400mm	Not available	3000mm	2500mm
Motorised 38mm only (transformer)	710mm	3000mm	400mm	Not available	3000mm	2500mm

Cordless, Cordless TDBU, Cordless Skylight Notes: If width size is less than 450mm the max drop is limited to 1800mm.

**Caution: Do not allow cleaning agents to come in contact with fabric.
DO NOT USE CHEMICAL CLEANERS ON CELLULAR SHADE FABRIC.**

General Cleaning

Your Cellular shade may gather dust and from time to time need cleaning. Use a hair dryer on cold to gently remove dust, or use an anti-static soft brush or cloth to gently attract dust from the fabric.

Spot Cleaning

The Cellular shade fabric should be treated carefully and gently when spot cleaning. Use a damp cloth with a very mild detergent and gently "dab" the affected area. Harsh rubbing will remove the stiffening and possibly the colour of the fabric and distort its surface. It is vital that the fabric not be creased during this process.

Insects

Occasionally insects may get trapped and die in the blind cells. Use a hair dryer on cold and blow through the ends of the cells to remove the insects. Leaving insects inside the cells when drawing the blind up, may cause the fabric to mark.

CARE
& CLEANING



VIEWLINE SHADES

This two in one blind offers you the convenience of two fabrics on one roller. Choose from a light filtering and sheer fabric, or a dim out and sheet fabric. Both control the light or glare through your window beautifully. Viewline Shades include chic pelmets and colour options to match the bottom rail and control chain.



**MANUFACTURED
OVERSEAS**

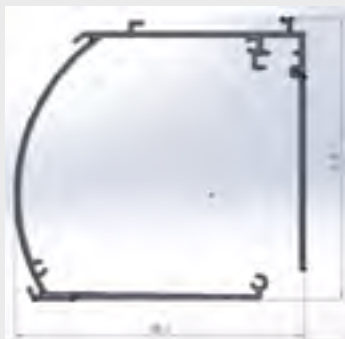
A close-up, low-angle shot of a window with Viewline Shades. The shades are light-colored, possibly white or light grey, and are partially open, revealing a view of a city skyline through the window. The perspective is from below, looking up at the window and the building's facade. The lighting is bright, suggesting daytime.

VIEWLINE SHADES

- Decorative alternative to Double Roller Blinds
- 2 blinds in 1 (less space)
- Single chain control to close and raise
- Standard decorative cassette with fabric wrap 70mm x 95mm
- Unique head box function to ensure close fabric layer position
- Available in Light filtering or Dim out
- Reduce glare & soften harshness of daylight
- Easy to open & control light
- Colour Coordination Cassette and Bottom Rail 30mm x 15mm
- Air freight (2 to 3 weeks delivery)
- Sea freight (6 to 8 weeks delivery)
- Min Width 400mm – Max Width 2500mm
- Min Drop 600mm – Max Drop 2800mm
- Max Area 7m²

VIEWLINE SHADES

OPTIONS




NEW STYLE HEAD BOX




BOTTOM RAIL & CHAIN COLOURS
SILVER, WHITE, BLACK & IVORY

DIM OUT


LILY



CARAMEL




COFFEE BEAN



SILVER



LICORICE



CLEANING Lightly vacuum with a soft brush attachment or wipe with a duster

COMPOSITION 100% Polyester

WIDTH 250 cm

WEIGHT 200 gsm +/- 5%


DENSE STRIPE 75mm height / 0.53mm thick

LOOSE STRIPE 50mm height / 0.12mm thick


LIGHT FASTNESS 5 grade (ISO 105 B02)

LIGHT FILTERING

SKY WHITE



URBAN MIX



CHOCOLATE



INK



CLEANING Lightly vacuum with a soft brush attachment or wipe with a duster

COMPOSITION 100% Polyester

WIDTH 250 cm

WEIGHT 120 gsm +/- 5%

DENSE STRIPE 75mm height / 0.32mm thick

LOOSE STRIPE 50mm height / 0.24mm thick

LIGHT FASTNESS 4 grade (ISO 105 B02)

CARE & CLEANING

Chain operated: raise and lower by chain only.

- Chains must always be attached to recess or wall with a Child Safety Clip.
- Surface dust may be removed with gentle brush, feather duster or clean dry cloth.
- A mild solution of lukewarm water may be used to remove stains and smudges..Wipe with a clean dry sponge.
- An art gum rubber is excellent for removing small marks.





CONTOUR SHADES

Contour Shades incorporate a light weight fabric with additional sheer fabric – allowing you to modify and adjust the amount of light to your required level of privacy. The glare of the sun is softened and privacy is increased when the blinds are closed.



**MANUFACTURED
OVERSEAS**

CONTOUR SHADES

There is an extensive range of fabrics and colours to choose from – transforming an ordinary room into a stylish living space.

- Dual layered
- Functional shading style roller blind
- Cellular structure
- Insulation barrier
- Diffuses light and provides privacy
- Available with either a 50mm or 70mm pocket



CONTOUR SHADES

MINIMUM AND MAXIMUM BLIND SIZES

RANGE	MINIMUM WIDTH	MAXIMUM WIDTH	MINIMUM DROP	MAXIMUM DROP
Sense Plus	300mm	2700mm	500mm	2100mm
Delux & Delux Metallic	300mm	2700mm	500mm	3300mm
Fresh	300mm	2700mm	500mm	2100mm

STANDARD CORD LENGTHS	CASSETTE	BOTTOM RAIL	CORD
500mm	Ivory	Ivory	Ivory
750mm	Silver	Silver	Silver
1000mm	White	White	White
1250mm			
1500mm			
1750mm			
2000mm			
2250mm			
2500mm			



**Caution: Do not allow cleaning agents to come in contact with fabric.
DO NOT USE CHEMICAL CLEANERS ON CONTOUR SHADE FABRIC.**

General Cleaning

Your Contour shade may gather dust and from time to time need cleaning. Use a hair dryer on cold to gently remove dust, or use an anti-static soft brush or cloth to gently attract dust from the fabric.

Spot Cleaning

The Contour shade fabric should be treated carefully and gently when spot cleaning. Use a damp cloth with a very mild detergent and gently “dab” the affected area. Harsh rubbing will remove the stiffening and possibly the colour of the fabric and distort its surface. It is vital that the fabric not be creased during this process.

Insects

Occasionally insects may get trapped and die in the blind cells. Use a hair dryer on cold and blow through the ends of the cells to remove the insects. Leaving insects inside the cells when drawing the blind up may cause the fabric to mark.

CARE
& CLEANING



Let Apollo Blinds open your mind to new decorator ideas. Since 1988 Apollo Blinds has focused on delivering the latest in home fashions with consistent reliable service. An Australian owned company with most products still being manufactured in Australia, Apollo Blinds gives you peace of mind – all fabrics and components come with a 2 year warranty (1 year in home) on manufacture and materials. Some materials or components may carry additional manufacturer's warranty.

HEAD OFFICE AND FACTORY

Sydney 172 Silverwater Road, (Corner Holker St) Silverwater NSW 2128

SHOWROOMS

Sydney 172 Silverwater Road, (Corner Holker St) Silverwater NSW 2128

Melbourne 439 Warrigal Road, Moorabbin VIC 3189

Brisbane Unit 1, 48 Kingston Road, Underwood QLD 4119

Newcastle 414 Pacific Highway, Belmont NSW 2280

Canberra Unit 1, 6 Wiluna Street, Fyshwick ACT 2609

Port Macquarie 6/1 Blackbutt Road, Port Macquarie NSW 2444

Coffs Harbour 3/12 Isles Drive, North Boambee Valley NSW 2450

Wollongong 210 Princes Highway, Albion Park Rail NSW 2527

Tamworth 170 Peel Street, North Tamworth NSW 2340

Armidale 171 Rusden Street, Armidale NSW 2350

MOBILE SHOWROOMS

Ballina, Dubbo, Gold Coast, Orange, Snowy Mountains, Sunshine Coast, Wagga Wagga

Call us **132 899** Visit apolloblinds.com.au Email sales@apolloblinds.com.au



Interest free installments available to approved customers. See website for details.

